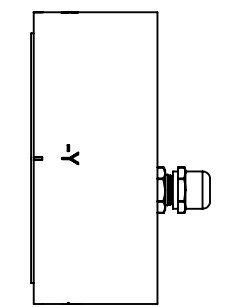

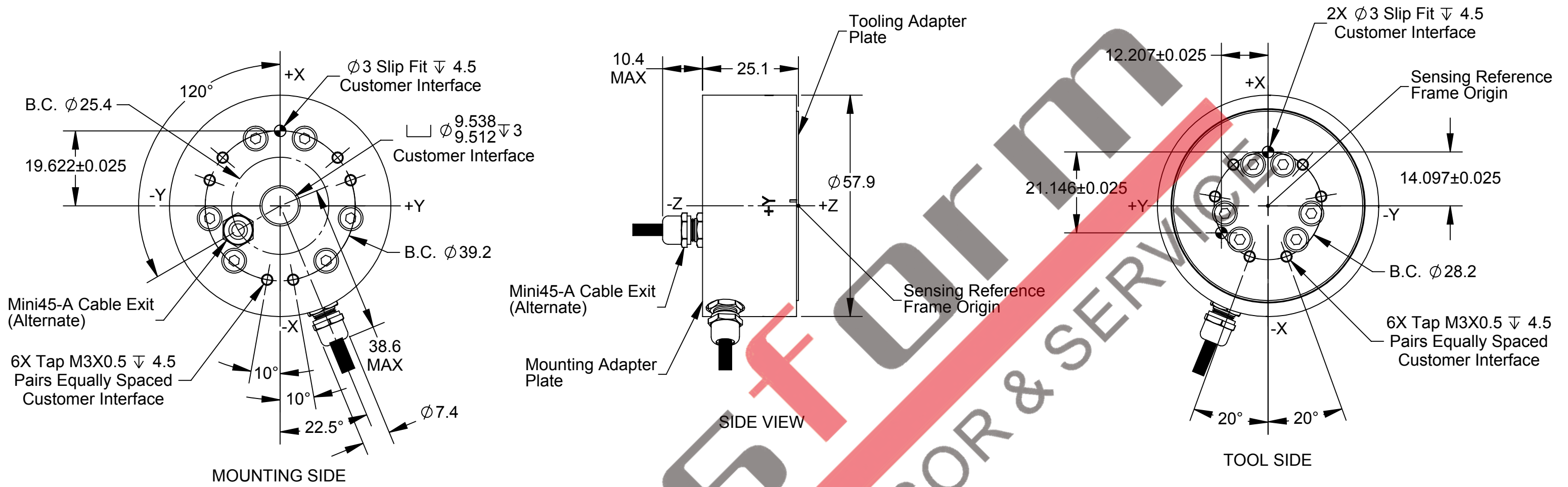


Rev.	Description	Initiator	Date
03	ECO 11152: Add axial cable exit location	LTF	6/27/2013



- Notes:
1. Material: Stainless Steel
 2. Tool and Mounting Adapters have M3 tapped holes and 3mm dowel pin holes for interfacing.
 3. **WARNING: DO NOT LOOSEN OR REMOVE INTERFACE PLATES DUE TO POTENTIAL DAMAGE.**
 4. Standard connector (not shown) has 17mm diameter & is 67.5mm long.
 5. Cable is IP65 rated only at transducer end.

NOTES: UNLESS OTHERWISE SPECIFIED.
DO NOT SCALE DRAWING. ALL DIMENSIONS ARE IN MILLIMETERS.



1031 Goodworth Drive, Apex, NC 27539, USA
Tel: +1.919.772.0115 Email: info@ati-ia.com
Fax: +1.919.772.8259 www.ati-ia.com
ISO 9001 Registered Company

PROPERTY OF ATI INDUSTRIAL AUTOMATION, INC. NOT TO BE REPRODUCED IN ANY MANNER EXCEPT ON ORDER OR WITH PRIOR WRITTEN AUTHORIZATION OF ATI.

DRAWN BY: L. Fisher, 2/18/13		TITLE	
CHECKED BY: J. Walser, 2/20/13		IP65/IP68 Mini45 Transducer	
PROJECT # 130130-1	SHEET 1 OF 1	SCALE 1:1	SIZE B
DRAWING NUMBER 9230-05-1443		REVISION 03	

